



Information Booklet

Kilrickle National School



Kilrickle, Loughrea, Co. Galway. H62 KC82

Contact 091 843373 Email: Kilricklens@gmail.com



A Brief History

The original school in Kilrickle was a type of hedge school attended by up to eighty pupils. It was situated at the corner of the graveyard and subsequently became a parochial hall which later was demolished and replaced by the existing hall in 1958. The earliest school register dates back to 22nd of May 1912.

The present school was built in 1922. It was a two - roomed school but had three teachers. A third room was added in 1939. During the following sixty years very little was done albeit essential maintenance. In the mid 70's external flush toilets were built to replace the "dry toilets" common to most schools at that time. In 1980 a central heating system was installed to replace an open fire and a stove.

Then after many years campaigning, permission was granted by the Department of Education for an extension and a total refurbishment of the existing building. The extension consisted of a toilet block and a staff room. Planning permission was granted in May 1999 and work began on the project thereafter.

While work was in progress the teachers and pupils re-located to the parochial hall which is adjacent to the school. The school re-opened in September 2000 and the official opening took place on June 17th 2001.

A further extension to the school was completed in 2016 and it comprised of a new classroom and SET room.

Further development of a full sized mainstream classroom, an office and Astro Turf was completed in 2021.

Now Kilrickle National School, with its expansive grounds, boasts its own school Astro pitch adjacent to the school along with a full size basketball and tennis court. The school has its own school garden which is planted with fruit, vegetables and flowers every year and is a source of learning and enjoyment for all.



Our Mission Statement

Kilrickle National School is a Catholic primary school located in Kilrickle, Loughrea. While our school has a catholic ethos, it also has due recognition for all other religions. The teaching staff is comprised of fully-qualified primary school teachers. Our school provides a child-centered education as laid down in the Primary School Curriculum of the Department of Education.

Our purpose is to guide and support each child in all aspects of his/her educational development. This includes promoting academic success as well as self-esteem, confidence and personal responsibility. It is our intention that every child in our school is shown dignity and respect by all school staff at all times. We hope to create and maintain a learning environment that is welcoming, happy, safe and respectful of all students, staff and visitors to our school.

Kilrickle N.S. is an inclusive school and values honesty, fairness, kindness, tolerance and mutual respect. Pupils in Kilrickle N.S. enjoy the advantages of consistency provided by a small school and the advantages of personal support by being a member of an identifiable school community. Small numbers, close pupil-staff relationships and a careful blending of structure with age-appropriate personal freedom are designed to encourage pupils to assume, as they grow older, increasing responsibility for their own growth and development.



Our Staff

Principal / Senior Room Teacher	Mr. Colm Gibbons
Middle Room Teacher	Mr. Sean Kelly
Junior Room Teacher	Ms. Kate Gallagher
Special Education Teacher	Mrs. Gwyneth Lusted (Deputy Principal)
	Mrs. Marie Lantry (Shared with Laurencetown N.S)
Principal Release Day Teacher:	Ms. Sarah Gallagher
S.N.A	Mrs. Gráinne McLaughlin
School Secretary	Mrs. Rosaleen Robinson

Our Board of Management

Chairperson	Mr. Paul Rogers
Treasurer	Mrs. Carmel Lawlor
Secretary	Mr. Colm Gibbons
Staff Representative	Mrs. Gwyneth Lusted
Parents' Representative	Mrs. Sarah Rosa
Parents' Representative	Mr. Eugene Kennedy
Patron's Representative	Bishop John Kirby

School Uniform

Normal School Day:

Navy Jumper or Cardigan

Light Blue Shirt or Polo Shirt

Navy Trousers / Skirt or Pinafore

Physical Education Day

Navy Track Suit Top

Light Blue Polo Shirt

Navy Trousers or Track Suit

On P.E day children can wear their P.E Uniform for the day.

Please ensure that all clothes i.e. jumpers, coats etc are clearly named.

School Opening & Closing Hours:

School Starts: 9.20 a.m.

Break Time: 11.00 a.m. – 11.10 a.m.

Lunch Time: 12.30 p.m. – 1.00 p.m.

Infant Home Time: 2.00 p.m.

Schools Ends: 3.00 p.m.

The school opens to receive pupils at 9.10 a.m.

Pupils are not to be dropped off before this time as no responsibility is accepted for pupils arriving before 9.10 a.m.

School ends at 12.00 noon for Junior Infants and 2.00 p.m. for Senior Infants for the first week after commencing school and at 2.00 p.m. for Junior & Senior Infants after that.

Pupils line up at the front door of the school with their teacher and will wait until they are collected promptly at the door by a parent or nominated person.

School Collection / Drop Off Procedure



We ask that in the interest of safety, all parents are to operate a clockwise one way system around the hall for dropping off and picking up children.

i.e. enter at the school side of the hall and exit on the graveyard side.

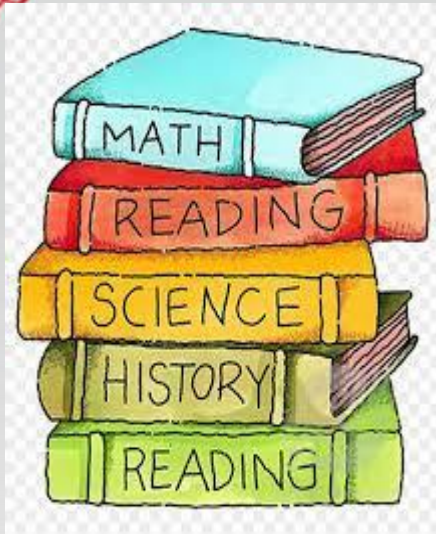

- Please park in a way that does not obstruct the flow of traffic around the hall.
- Leave space free near the hall gas tank for cars to swing around the corner.
- We ask that sight lines up and down the road be left clear for everyone.
- Do not park at the front gate of the school and please leave teachers car park spaces clear in the morning.
- Please inform anyone collecting your child of the above procedure.

Absence Notes

If children are leaving the school early, we would ask that a phone call, email or written note be given to the class teacher.

If your child is absent, an absence note must be provided to the school (signed by the parent) or by email.

Please note that the school must report absences of 20+ days to Tusla (Child & Family Services).



Booklists / Book Rental Scheme

Booklists are normally distributed to parents at the end of the school year in June via email.

Kilrickle N.S operate a Book Rental Scheme (for the Senior Classes) where the majority of school books can be purchased at a nominal figure each year.

Payments

The school uses epayments instead of cash. An email will be sent to you with the details of the payment and the link to make the transaction on line.

Lunches



Kilrickle N.S adopts a healthy eating policy and we ask you to encourage a healthy lunch right from the start.

Sweets, crisps, and fizzy drinks are not allowed.

A simple lunch (sandwich, fruit, yogurt etc) with easy to open lids on containers is advised.

Medical Conditions / Allergies

Should your child suffer with a medical condition or allergy and require administration of medicines, the school should be notified and the relevant documentation completed.

Communication

The school uses the following methods of communication to parents on events or issues relating to the school along with some community events.

- ✓ Email
- ✓ Text Alert
- ✓ Monthly Newsletters
- ✓ Facebook
- ✓ Notes or Letters
- ✓ Our website www.kilricklens.org
- ✓ Parent Teacher Meetings - normally held in November each year.

Should you have any queries or concerns contact the office on 091 843363 or email kilricklens@gmail.com to arrange an appointment if needed.





Preschool and Afterschool care is available on the grounds of the school to children attending Kilrickle National School only.

Children are cared for in a warm, relaxed, positive and friendly environment.

Kilrickle N.S Breakfast Club is open from 8.00 a.m. - 9.10 a.m. Monday - Friday.

Breakfast is provided.

After school care is available from 2.00 p.m. - 5.00 p.m. Monday - Friday. Children are provided with a warm snack. They are kept busy and active with fun activities and get to complete their homework.

For more information please contact: Elaine Rowley. Tel (087) 1352582

elainerowley@kilricklens.com

Little Villagers Pre-school



Kilrickle N.S facilities a Pre-school service on the grounds of the school for all children of pre-school age. The Pre-school is open Monday - Friday from 9.30 a.m. to 12.30 p.m. daily.

Our daily programme includes a variety of activities which help encourage the physical, intellectual, emotional and social development of children and provides them with their first formal experience of early learning prior to commencing primary school.

Kilrickle N.S Preschool operates the ECCE (Early childhood care and education) programme. The ECCE programme is available to children within the eligible age range 3 hours per day, 5 days a week over 38 weeks per year (September to June).

Children must be 2 years 8 months by 1st September and will be able remain in free pre-school until they transfer to primary school (provided they are not older than 5 years & 6 months at the end of the pre-school year)

For more information contact Tina Clarke - tinaconthenet@yahoo.ie

Extra Curriculum Activities

Kilrickle National School provides a rich and wholesome education to its pupils. It prides itself in promoting our Irish heritage through *Gaeilge*, music and sport.

Gaelic Football, hurling and camogie are played and children are taught the tin whistle.

All children take part in a 8 week swimming programme in Coral Leisure Ballinasloe.

We alternate each Christmas between *Carol Services* and *Christmas Plays*.

Morning Music Classes are run by Ms. Gallagher before school on Wednesdays and Thursdays

Morning hurling sessions take place each school morning, excluding winder months.

Cuirimid béim mhór ar *Ghaeilge*, go háirithe an *Ghaeilge* labhartha.

Caring for our environment is promoted through our *Green School* plan and our school garden.

Our Catholic Ethos is central to all our endeavors in our school.

Our School Garden



Preparing for the Big Day

Your child's first day at school is a day to remember for the whole of their life.

You can help to make it a really happy one for them:

- Chat casually to your child about school beforehand, ensuring them it is a happy place where there will be a big welcome for them and where they will make new friends.
- Please ensure that coats, hats, gloves, jumpers etc. are clearly labelled with your child's name.
- It would be helpful for the class teacher if you supplied a full change of clothes, clearly named in a plastic bag (to leave in school) in case of any accidents.
- School bags, pencil case, markers and small items should be labelled as infants can easily lose things.
- There is an open Day in May where the new junior infants can visit their new classroom and meet their new classmates and teacher.

Develop independence by encouraging your child to:

- Put on and take off their coat and do and undo buttons and zips.
- Use the toilet without help and encourage good hygiene.
- Open and close school bags, drink bottles and lunch boxes.
- Use a tissue when necessary.
- Share toys and play things with others.
- Tidy up and put away their things.



Handling an upset child:

In spite of best efforts from both the teacher and parents a small number of children will still become upset. If your child happens to be one of them don't panic; patience and perseverance works wonders! Trust the teacher – he / she is experienced in helping the children to settle, resourceful and well used to dealing with problems starting out in school.

Homework Plan:

Parents and teachers need to work as a team to ensure that all children reach their full potential. Homework is given out in a homework folder on Mondays and collected and corrected every Friday, with no homework for the weekend.

Homework usually begins at the end of September/ early October and usually consists of two Jolly Phonics sounds per week, some maths from the Busy at Maths programme and this will slightly increase and include handwriting and reading from January onwards.

Getting ready to learn

Developing the child's command of "Spoken Language":

It is important that the child's ability to talk is nurtured as much as possible.

It is through speech that we communicate our thoughts, feelings, our needs and desires, our curiosity and wonder. If your child cannot express themselves in words he / she may tend to remain silent and may also withdraw from the learning activity in class. It is vital that attention is given to language development in the first years of school.

How you can help:

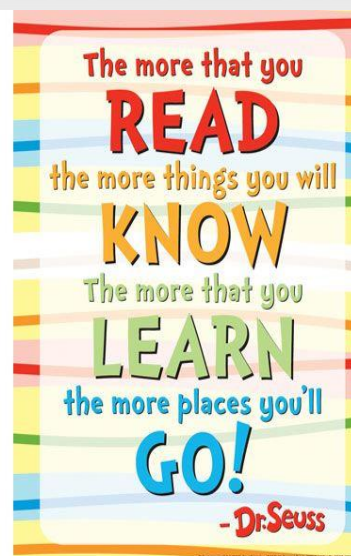
- Talk to your child about things of interest i.e. things being done at home, car, shop etc. Children are constantly absorbing the language they hear around them.
- Make time to listen when they want to tell you something that is important to them.
- Answer their questions with patience and nurture their sense of curiosity and wonder.
- Use questioning: Why? How? When? Where? If? This will encourage more advanced language structures.
- Repeating their favourite stories is a good way of developing their language and gradually, with encouragement they will be able to relate the stories back to you.

First Steps in Reading:

The ability to read is the foundation for all future progress in our school system. However, learning to read is a gradual process and a lot of preparatory work must be done before a child is introduced to their first reader.

We very deliberately do not rush or push children into reading. We get them ready for it over an extended period. Reading is something to be enjoyed.

In Kilrickle NS, Junior Infants begin their literacy journey with phonological awareness through rhyme, alliteration and identifying syllables. This is then followed by phonemic awareness and phonics, using the Jolly Phonics programme.



Getting ready to learn

First Steps in Reading Cont'd...

How you can help:

- Have attractive, colourful books in the home.
- Read to your child as often as possible as it helps start a positive relationship with books.
- Look at the pictures with them and talk to them about the meaning of the pictures.
- Read nursery rhymes.
- Model good reading by showing them that good readers look at the pictures, read from left to right and pause at a full stop.
- Sing the alphabet song with your child so that they have an opportunity to hear the names of the letters.



Understanding Maths:

Maths is really the language used to understand and talk about certain things in their daily experience e.g.

- They associate certain numbers with particular things – 2 hands, 4 wheels, 5 fingers etc.
- Counting – one, two, three, four etc.
- Colours – black, white, red, green etc.
- Prepositions (telling position) and their opposites e.g. Over / under, before / after, inside / outside.
- Matching / Sorting: – objects of the same size / colour / texture / shape.
- Odd one out: – difference in size, colour, shape etc.

How can you help:

In the course of your daily routine you should use suitable opportunities to introduce math vocabulary e.g.: How many cakes will we buy? Is that glass full or empty? Did we turn left at the traffic lights?

Getting ready to learn

Gaeilge:

Children love to learn other languages and they usually have no difficulty picking up other language because it fascinates them as another form of communication.

- We would ask parents to have a positive attitude towards the Irish language.
- If children learn new words in school encourage them to use the “cúpla focal” at home.
- If possible use little Irish phrases or words with your child i.e. Greetings; Dia dhaoibh!
- Keep it simple.



Getting ready for Writing:

Making letters on paper is not easy, the children must learn to hold the pencil properly and make specific regular shapes. Their hand and finger muscles are only just developing at this stage.

You can help by:

- Developing their ability to get their hand and eye working together. You can do this by getting them to manipulate toys i.e. jigsaws, lego and playdough.
- Give them opportunities to work on colouring books and paper with pencils, crayons etc.
- Ensure they have the correct pencil grip from the start. It is extremely difficult for a child to relearn this skill correctly.
- Being able to write their name or even the first few letters would be very beneficial for September.

Others areas of the Curriculum:

Junior Infant children enhance their development through other activities e.g. Arts and Crafts, P.E, Music, Nature and Religious Education.

With regard to Religious Education, it's moral and social aspects are covered right through the school day

e.g. Kindness to others, sharing, saying sorry, being aware of God through the beauty of nature etc. The children learn their prayers and Bible stories gradually.

Social skills are very important.

We encourage:

- Good manners at all times
- Courtesy – please and thank you!
- Addressing staff and visitors properly.
- Mixing with each other.
- Never leave anyone out or alone.



Learning Support

If specific educational needs are identified, pupils will receive additional support from their class teacher and the learning support team.

Works is differentiated to cater for the educational needs of pupils across the ability spectrum.

Strong links are fostered between parents, the class teacher and the learning support teacher.

See SEN (Special Education Needs) Teaching Policy on the School Website www.kilricklens.org

At present the school has one fulltime special education teachers (S.E.T)

Kilrickle National School will cooperate with the NCSE in the performance by the Council of its functions under the Education for Persons with Special Educational Needs Act 2004 in relation to the provision of education to children with special educational needs, including in particular by the provision and operation of a special class or classes when requested to do so by the Council.

Kilrickle N.S will comply with any direction served on the board or the patron under section 37A and 67(4)(b).



Conclusion & Summary

We hope this booklet is of some practical help whilst dealing with the education of your young child in the early stages.

There are lots of ideas and suggestions for you but we are not suggesting you do them all – it is simply a guide!

We are really looking forward to having your child with us in Kilrickle N.S and wish them every success in their school journey.

